211011-4 ✔ ACTIVE

AMPLIMITE

TE Internal #: 211011-4

Connector Saver, Straight, Size 2, Series 90 Side A, Receptacle Side A, Size 2, Series 90 Side B, Plug Side B, 26 Position

View on TE.com >

Connectors > Connector Accessories > Connector Adapters & Connector Savers



Connector Interface Adapter Type: **Connector Saver**

Body Orientation: **Straight**

Side A Interface: **Size 2, Series 90**

Side A Gender: **Receptacle**

Side B Interface: **Size 2, Series 90**

Features

Product Type Features

Connector Interface Adapter Type	Connector Saver
Side A Interface	Size 2, Series 90
Side A Gender	Receptacle
Side B Interface	Size 2, Series 90
Side B Gender	Plug

Configuration Features

Number of Positions	26

Body Features

Body Plating Material	Gold
Body Material	Brass

Contact Features

Contact Mating Area Plating Material	Gold (Au)
Contact Base Material	Beryllium Copper
Contact Size	Size 22
Contact Current Rating (Max)	5 A

Mechanical Attachment

Connector Mounting Type	Cable Mount (Free-Hanging)

Housing Features

Body Orientation	Straight
Centerline (Pitch)	2.29 mm[.09 in]

Usage Conditions

Operating Temperature Range	-67 – 257 °C[-67 – 257 °F]

Operation/Application

Compatible With Connector Shell Size	2
Circuit Application	Signal

Product Compliance

For compliance documentation, visit the product page on TE.com>

EU RoHS Directive 2011/65/EU	Compliant with Exemptions
EU ELV Directive 2000/53/EC	Compliant with Exemptions
China RoHS 2 Directive MIIT Order No 32, 2016	Restricted Materials Above Threshold
EU REACH Regulation (EC) No. 1907/2006	Current ECHA Candidate List: JUNE 2025 (250) Candidate List Declared Against: JUNE 2025 (250) SVHC > Threshold: Pb (.6% in 74023541) **Article Safe Usage Statements:** Do not eat, drink or smoke when using this product. Wash thoroughly after handling. Recycle if possible and dispose of the article by following all applicable governmental regulations relevant to your geographic location.
Halogen Content	Not Low Halogen - contains Br or Cl > 900 ppm.
Solder Process Capability	Not applicable for solder process capability

Product Compliance Disclaimer

This information is provided based on reasonable inquiry of our suppliers and represents our current actual knowledge based on the information they provided. This information is subject to change. The part numbers that TE has identified as EU RoHS compliant have a maximum concentration of 0.1% by weight in homogenous materials for lead, hexavalent chromium, mercury, PBB, PBDE, DBP, BBP, DEHP, DIBP, and 0.01% for cadmium, or qualify for an exemption to these limits as defined in the Annexes of Directive 2011/65/EU (RoHS2). Finished electrical and electronic equipment products will be CE marked as required by Directive 2011/65/EU. Components may not be CE marked. Additionally, the part numbers that TE has identified as EU ELV compliant have a maximum concentration of 0.1% by weight in homogenous materials for lead, hexavalent chromium, and mercury, and 0.01% for cadmium, or qualify for an exemption to these limits as defined in the Annexes of Directive 2000/53/EC (ELV). Regarding the REACH Regulation, the information TE provides on SVHC in articles for this part number is based on the latest European Chemicals Agency (ECHA) 'Guidance on requirements for substances in articles' posted at this URL: https://echa.europa.eu/guidance-documents/guidance-on-reach

Compatible Parts



TE Part # 91067-1
INSERTION/EXTRACTION TOOL

Customers Also Bought



TE Part #359287-000
D-150-1008

TE Part #EM6777-000
TXR32AB00-2016BI2J

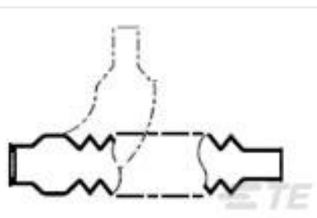

TE Part #031167-000
202C653-71/86-0



TE Part #528006-000
D-150-1006

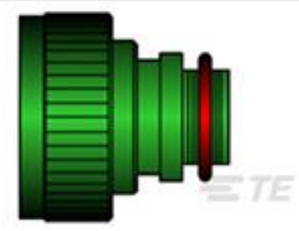

TE Part #D91895-000
TXR32AB00-3222AI2J

TE Part #EM6775-000
TXR32AB00-2008BI2J

TE Part #C92777-000
RC2/A0-3232-7816-BJ

TE Part #C67416-000
RC2/A0-3220-3307-BJ

TE Part #ER3301-000
EPD-RWC-25724

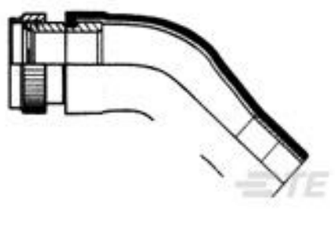

TE Part #943167-000
KTKK-0660

Documents

Product Drawings

AMPLIMITE CONN SVR,26 POS,TRW

English

CAD Files

3D PDF

3D

Customer View Model

ENG_CVM_CVM_211011-4_AM.2d_dxf.zip

English

Customer View Model

ENG_CVM_CVM_211011-4_AM.3d_igs.zip

English

Customer View Model

ENG_CVM_CVM_211011-4_AM.3d_stp.zip

English

By downloading the CAD file I accept and agree to the **Terms and Conditions** of use.