2232043-5 ✔ ACTIVE

RAST | RAST 5 IDC Connectors

TE Internal #: 2232043-5

PCB Mount Header, Vertical, Wire-to-Board, 5 Position, 5 mm [.197 in] Centerline, Fully Shrouded, Silver (Ag), RAST 5 IDC Connectors

View on TE.com >

Connectors > PCB Connectors > PCB Headers & Receptacles






PCB Connector Type: **PCB Mount Header**

PCB Mount Orientation: **Vertical**

Connector System: **Wire-to-Board**

Number of Positions: **5**

Centerline (Pitch): **5 mm [.197 in]**

Features

Product Type Features

PCB Connector Type	PCB Mount Header
Connector System	Wire-to-Board
Header Type	Fully Shrouded
Sealable	No
Connector & Contact Terminates To	Printed Circuit Board
Connector Product Type	Connector Assembly

Configuration Features

Keying & Polarized Position Locations	2D
PCB Mount Orientation	Vertical
Number of Positions	5
Number of Rows	1

Electrical Characteristics

Operating Voltage	250 VAC

Body Features

Primary Product Color	Natural

Contact Features

Mating Tab Width	6.3 mm[.248 in]
PCB Contact Termination Area Plating Material Thickness	.381 µm[149.6 µin]
Contact Shape & Form	Square
Contact Layout	Inline
Contact Mating Area Length	8.5 mm[.33 in]
Contact Base Material	Copper Alloy
Mating Tab Thickness	.8 mm[.032 in]
Contact Mating Area Plating Material	Silver (Ag)
Contact Mating Area Plating Material Finish	Matte
Contact Mating Area Plating Material Thickness	1 µm[39.37 µin]
Contact Type	Tab
Contact Current Rating (Max)	16 A
PCB Contact Termination Area Plating Material	Tin

Termination Features

Termination Post & Tail Length	3.5 mm[.138 in]
Square Termination Post & Tail Dimension	.8 mm[.032 in]
Termination Method to PCB	Through Hole - Solder

Mechanical Attachment

Mating Retention Type	Latch
Mating Alignment Type	Keyed, Polarization
PCB Mount Alignment Type	Polarizing Pegs
PCB Mount Alignment	With
Mating Retention	With
PCB Mount Retention	Without
Connector Mounting Type	Board Mount
Mating Alignment	With

Housing Features

Centerline (Pitch)	5 mm[.197 in]
Housing Material	Nylon

Dimensions

Row-to-Row Spacing	5 mm[.197 in]
PCB Thickness (Recommended)	1.5 mm[.06 in]
Connector Height	12.8 mm[.5 in][.503 in]
Connector Length	32.3 mm[1.27 in]

Usage Conditions

Operating Temperature Range	-40 – 120 °C[-40 – 248 °F]

Operation/Application

Circuit Application	Power

Industry Standards

UL Flammability Rating	UL 94V-0

Packaging Features

Packaging Quantity	63
Packaging Method	Loose Piece

Product Compliance

For compliance documentation, visit the product page on TE.com>

EU RoHS Directive 2011/65/EU	Compliant
EU ELV Directive 2000/53/EC	Compliant
China RoHS 2 Directive MIIT Order No 32, 2016	有害物质含量符合标准要求 No Restricted Substance(s) Above Threshold
EU REACH Regulation (EC) No. 1907/2006	Current ECHA Candidate List: JUNE 2025 (250) Candidate List Declared Against: JUNE 2025 (250) Does not contain REACH SVHC
Halogen Content	Not Low Halogen - contains Br or Cl > 900 ppm.
Solder Process Capability	Not reviewed for solder process capability

Product Compliance Disclaimer

This information is provided based on reasonable inquiry of our suppliers and represents our current actual knowledge based on the information they provided. This information is subject to change. The part numbers that TE has identified as EU RoHS compliant have a maximum concentration of 0.1% by weight in homogenous materials for lead, hexavalent chromium, mercury, PBB, PBDE, DBP, BBP, DEHP, DIBP, and 0.01% for cadmium, or qualify for an exemption to these limits as defined in the Annexes of Directive 2011/65/EU (RoHS2). Finished electrical and electronic equipment products will be CE marked as required by Directive 2011/65/EU. Components may not be CE marked. Additionally, the part numbers that TE has identified as EU ELV compliant have a maximum concentration of 0.1% by weight in homogenous materials for lead, hexavalent chromium, and mercury, and 0.01% for cadmium, or qualify for an exemption to these limits as defined in the Annexes of Directive 2000/53/EC (ELV). Regarding the REACH Regulation, the information TE provides on SVHC in articles for this part number is based on the latest European Chemicals Agency (ECHA) 'Guidance on

requirements for substances in articles' posted at this URL: https://echa.europa.eu/guidance-documents/guidance-on-reach

Compatible Parts



TE Part # 1971846-5
5P, RAST 5 Tab Header, THV



TE Part # 2232043-6
6P, RAST 5 Tab Header, THV



TE Part # 2232043-8
8P, RAST 5 Tab Header, THV



TE Part # 2232046-4
4P, RAST 5 Tab Header, THV



TE Part # 2232045-3
3P, RAST 5 Tab Header, THV



TE Part # 2232044-8
8P, RAST 5 Tab Header, THV



TE Part # 2-2322950-5
5P, RAST 5 TAB HEADER SELEC, THV, OPP



TE Part # 1971954-5
5P, RAST 5 Tab Header, THV



TE Part # 2232044-4
4P, RAST 5 Tab Header, THV



TE Part # 2232044-5
5P, RAST 5 Tab Header, THV



TE Part # 2232045-6
6P, RAST 5 Tab Header, THV



TE Part # 2232043-7
7P, RAST 5 Tab Header, THV



TE Part # 2232043-3
3P, RAST 5 Tab Header, THV



TE Part # 2322950-5
5P, RAST 5 TAB HEADER SELEC, THV, OPP



TE Part # 2232511-5
3P, RAST 5 TAB HEADER, THV



TE Part # 2232512-5
5P, RAST 5 Tab Header, THV



TE Part # 2232044-6
6P, RAST 5 Tab Header, THV



TE Part # 2232043-4
4P, RAST 5 Tab Header, THV

Also in the Series | RAST 5 IDC Connectors



Card Edge Connector Housings(19)



Connector Contacts(12)



Power Contacts(3)



Rectangular Power Connectors(658)



Standard Edge Connectors(31)

Customers Also Bought

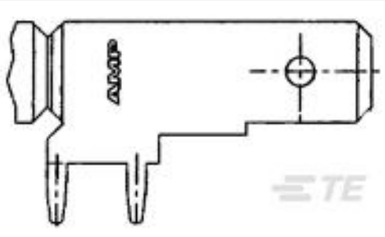

TE Part #63951-8
250 FASTON TAB TPBR

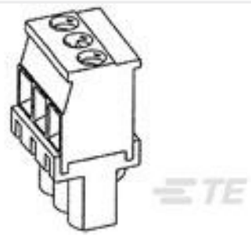

TE Part #1-284041-0
TERMINAL BLOCK VERTICAL PLUG S



TE Part #1744416-5
5 POS EP II HSG, GLOW WIRE



TE Part #2-1744435-8
EP 08P V-HDR ASY NO 3 PIN



TE Part #1971845-4
4P, RAST 5 Tab Header, THV



TE Part #2-1971845-4
4P, RAST 5 Tab Header, THV

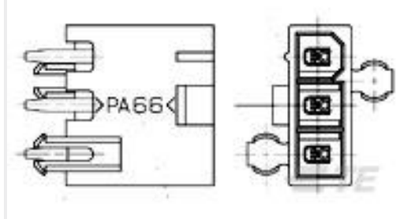

TE Part #2029181-5
5P VAL-U-LOK VRTHDR W/PGS GW

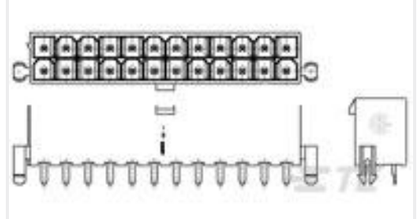

TE Part #2029265-6
6P VAL-U-LOK VRTHDR W/PGS GW

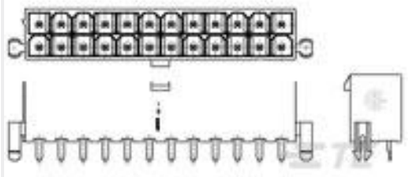

TE Part #2029265-8
8P VAL-U-LOK VRTHDR W/PGS GW



TE Part #1-2232043-2
2P, RAST 5 Tab Header, THV

Documents

Product Drawings

5P, RAST 5 Tab Header, THV

English

CAD Files

3D PDF

3D

Customer View Model

ENG_CVM_CVM_2232043-5_A_c-2232043-5-a.2d_dxf.zip

English

Customer View Model

ENG_CVM_CVM_2232043-5_A_c-2232043-5-a.3d_igs.zip

English

Customer View Model

ENG_CVM_CVM_2232043-5_A_c-2232043-5-a.3d_stp.zip

English

By downloading the CAD file I accept and agree to the Terms and Conditions of use.

Datasheets & Catalog Pages

RAST Connector System Catalog

English

Product Specifications

Product Specification

English

Agency Approvals

VDE Certificate

English

VDE Certificate

English