RTE24005F ✔ ACTIVE

SCHRACK | SCHRACK Power PCB Relay RT2

TE Internal #: 4-1419108-0

General Purpose Power Relay, DC, Monostable, 2 Form C DPDT-CO, 8 A Contact Rating, 5 VDC Coil Voltage, SCHRACK Power PCB Relay RT2

View on TE.com >

Relays & Contactors > Electromechanical Relays



Relay & Contactor Type: **General Purpose Power Relay**

Coil Magnetic System: **Monostable**

Contact Arrangement: **2 Form C DPDT-CO**

Current Type: **DC**

Contact Current Rating: **8 A**

Features

Product Type Features

Relay & Contactor Type	General Purpose Power Relay

Configuration Features

Contact Number of Poles	2
Coil Special Features	UL Coil Insulation Class F
Contact Arrangement	2 Form C DPDT-CO

Electrical Characteristics

Contact Limiting Making Current	15 A
Contact Limiting Continuous Current	8 A
Contact Limiting Breaking Current	8 A
Insulation Initial Dielectric Between Open Contacts	1000 Vrms
Insulation Initial Dielectric Between Adjacent Contacts	2500 Vrms
Contact Switching Voltage (Max)	400 VAC
Coil Resistance	62 Ω
Contact Current Rating	8 A
Coil Voltage Rating	5 VDC
Contact Voltage Rating	250 VAC
Coil Power Rating DC	.403 W
Insulation Initial Dielectric Between Contacts & Coil	5000 Vrms

Body Features

Product Weight	13 g[.459 oz]
Enclosure Type	Flux Resistant Automatic Solder Capable & Washable

Contact Features

Contact Material	AgNi90/10

Termination Features

Main Termination & Connection Type	Solder Pins
Coil Termination & Connection Type	Solder Pins

Mechanical Attachment

Product Mount Type	Board Mount

Dimensions

Insulation Clearance Between Contact & Coil	10 mm[.394 in]
Insulation Creepage Between Contact & Coil	10 mm[.394 in]
Product Width	12.7 mm[.5 in]
Product Length	29 mm[1.141 in]
Product Height	15.7 mm[.618 in]

Usage Conditions

Operating Temperature Range	-40 – 85 °C[-40 – 185 °F]
Environmental Category of Protection	RTIII
Environmental Ambient Temperature (Max)	85 °C[185 °F]

Operation/Application

Solder Process	Wave Solder Capable
Coil Magnetic System	Monostable
Current Type	DC

Packaging Features

Packaging Method	Carton, Tube

Other

Coil Power Rating Class	>.3 – ≤.6 W
Contact Current Class	>5 – ≤10 A
Height Class (Mechanical)	>14 – ≤16 mm[>.551 – ≤.63 in]
Length Class (Mechanical)	>22 – ≤33 mm[>.866 – ≤1.299 in]

Width Class (Mechanical)	>11 – ≤14 mm[>.433 – ≤.551 in]

Product Compliance

For compliance documentation, visit the product page on TE.com>

EU RoHS Directive 2011/65/EU	Compliant
EU ELV Directive 2000/53/EC	Compliant
China RoHS 2 Directive MIIT Order No 32, 2016	有害物质含量符合标准要求 No Restricted Substance(s) Above Threshold
EU REACH Regulation (EC) No. 1907/2006	Current ECHA Candidate List: JUNE 2025 (250) Candidate List Declared Against: JUNE 2025 (250) Does not contain REACH SVHC
Halogen Content	Not Low Halogen - contains Br or Cl > 900 ppm.
Solder Process Capability	Wave solder capable to 260°C

Product Compliance Disclaimer

This information is provided based on reasonable inquiry of our suppliers and represents our current actual knowledge based on the information they provided. This information is subject to change. The part numbers that TE has identified as EU RoHS compliant have a maximum concentration of 0.1% by weight in homogenous materials for lead, hexavalent chromium, mercury, PBB, PBDE, DBP, BBP, DEHP, DIBP, and 0.01% for cadmium, or qualify for an exemption to these limits as defined in the Annexes of Directive 2011/65/EU (RoHS2). Finished electrical and electronic equipment products will be CE marked as required by Directive 2011/65/EU. Components may not be CE marked. Additionally, the part numbers that TE has identified as EU ELV compliant have a maximum concentration of 0.1% by weight in homogenous materials for lead, hexavalent chromium, and mercury, and 0.01% for cadmium, or qualify for an exemption to these limits as defined in the Annexes of Directive 2000/53/EC (ELV). Regarding the REACH Regulation, the information TE provides on SVHC in articles for this part number is based on the latest European Chemicals Agency (ECHA) 'Guidance on requirements for substances in articles' posted at this URL: https://echa.europa.eu/guidance-documents/guidance-on-reach

Compatible Parts



TE Part # 1649329-1
RTE24005

Also in the Series | SCHRACK Power PCB Relay RT2



AC Relays(17)



DC Relays(89)



Electromechanical Relays(106)

Customers Also Bought



TE Part #282832-3
TERMI-BLOK PIN HEAD 180 3P. 5



TE Part #5-826926-0
AMPMODU II PIN HDR.



TE Part #8-1393238-3
RTD34005



TE Part #2-1617030-7
HFW1201G01M = M39016/6-116M



TE Part #1-2007492-5
SFP+assy 2x1 EMI Springs 4LP Sn Enhanced



TE Part #2154640-2
Herm Blade & Recept assy w/latch & posts



TE Part #6-2176390-0
RQ 1206 4K75 0.1% 10PPM 5K RL



TE Part #3-2176392-5
RQ 1206 301K 0.1% 10PPM 5K RL



TE Part #6609021-5
3VB1=F7124 S0

TE Part #ZPF000000000015892
DTP 27-36-910 K

Documents

CAD Files

Customer View Model
ENG_CVM_CVM_4-1419108-0_E.3d_igs.zip
English

Customer View Model
ENG_CVM_CVM_4-1419108-0_E.3d_stp.zip
English

Customer View Model
ENG_CVM_CVM_4-1419108-0_E.2d_dxf.zip

English

3D PDF

3D

By downloading the CAD file I accept and agree to the **Terms and Conditions** of use.

Datasheets & Catalog Pages

Power PCB Relay RT1 Potter & Brumfield

English

Product Specifications

Definitions General Purpose Relays

English

Agency Approvals

VDE Certificate

English